




The diagram illustrates two configurations of PDL modules for a 16A UPS, labeled 'Gruppo PDL classe "A"' and 'Gruppo PDL classe "B"'. Each configuration shows a vertical stack of modules and a side view of the module stack.

**Gruppo PDL classe "A"**

- Vertical stack of modules (from top to bottom):
  - RJ45
  - RJ45
  - unet rossa
  - unet rossa
  - genova
  - ngt 16A UPS
  - 10/16A
  - genova
  - ngt 16A KDRH
- Side view of the module stack (from left to right):
  - genova
  - ngt 16A KDRH

**Gruppo PDL classe "B"**

- Vertical stack of modules (from top to bottom):
  - RJ45
  - RJ45
  - RJ45
  - RJ45
  - genova
  - ngt 16A UPS
- Side view of the module stack (from left to right):
  - genova
  - ngt 16A UPS

LEGGENDA	
	Gruppo PDL classe "B"
	CS (Centro Stella) CNP (centro Nodale di Piano)
	Gruppo PDL classe "A"

